

Accessing the New Life and Death Matters Digital Library

Three Steps for Accessing the LDM Digital Library

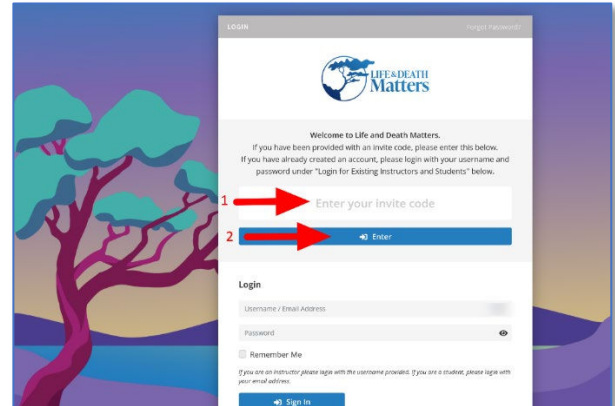
1. Go to the URL

<https://onlineresources.lifeanddeathmatters.ca/>

- Copy and paste your Invite Code* into the field at Arrow#1.
- Read and agree to the Terms of Use*
- Click the “Enter” button at Arrow#2

* Terms of Use

Entering the Invite Code indicates the user’s agreement to use their account for personal use only, and not to share with other users.

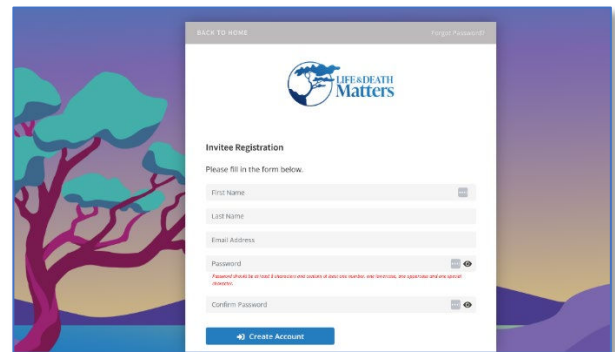


2. On the new page that opens:

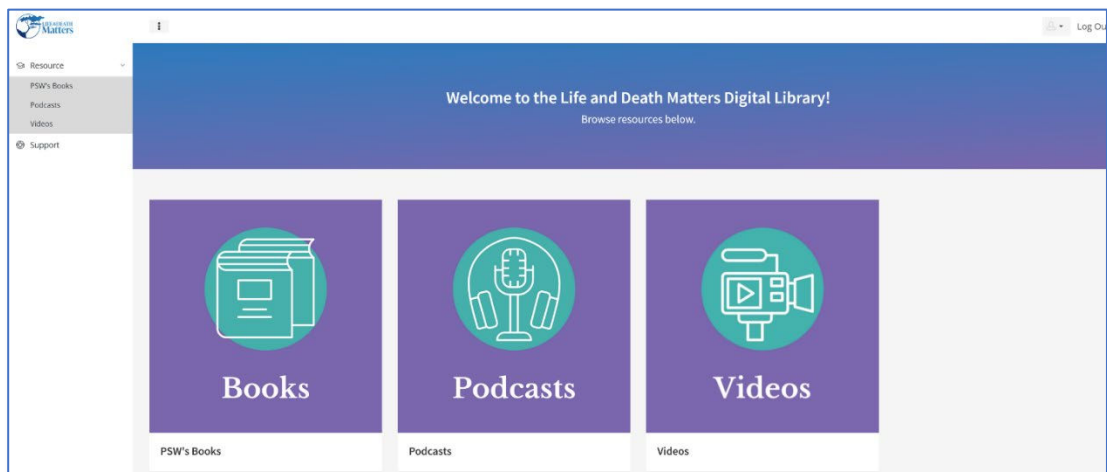
- Create your account by entering your name, email address, and password.

Passwords must be at least 8 characters long, and contain at least one number, one lower case and one upper case letter, and one special character.

- Record the email address and password used – you will enter these every time you log in to the library.
- Click the “Create Account” button to proceed.



- ### 3. You can now access the resources.
- This will be your home page each time you log in to your account. Use the left-side menu or click the icons to open and use the resources.



<https://lifeanddeathmatters.ca>

Accessing the New Life and Death Matters Digital Library



<https://lifeanddeathmatters.ca>